ANAESTHETIC MONITORING FORM

PATIENT DETAILS		
Name		
Breed		
Sex	Age	Weight
Demeanour		

PROCEDURE DETAILS
Date
Procedure
Date
Nurse

ADMISSION EXAMINATION			
Gum Colour/CRT	Heart Rate	Respiration	Temperature

PRE MEDICATION	mg/kg	ml		
Agent	Dose		Route	Time
Agent	Dose		Route	Time
Agent	Dose		Route	Time

ANAESTHETIC INDUCTION	mg/kg	ml		
Agent	Dose		Route	Time

ANAESTHETIC MAINTENANCE		
Agent	Start	Finish

ANAESTHETIC MONITORING

Endotracheal Tube Size:

- ● Heart Rate
- ○ Resp. Rate
- ⮟ Systolic BP
- – Mean BP
- ⮝ Diastolic BP
- X CO2 mmHg

Consumables

Notes

Revisit Req:

200 190 180 170 160 150 140 130 120 110 100 90 80 70 60 50 40 30 20 10 0

5 4 3 2 1 0

Gas %

Oxygen %

Fluid Rate

Temp

CRT

Procedure

Start:
Finish:

MEDS Given:			
Agent	Dose	Route	Time

ORAL CARE NURSES

CANINE DENTAL CHART

Patient: Date:

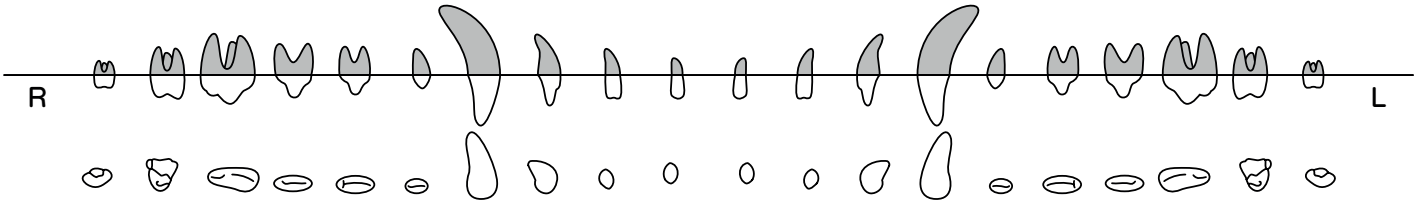

	110	109	108	107	106	105	104	103	102	101	201	202	203	204	205	206	207	208	209	210	
G																					G
411	410	409	408	407	406	405	404	403	402	401	301	302	303	304	305	306	307	308	309	310	311

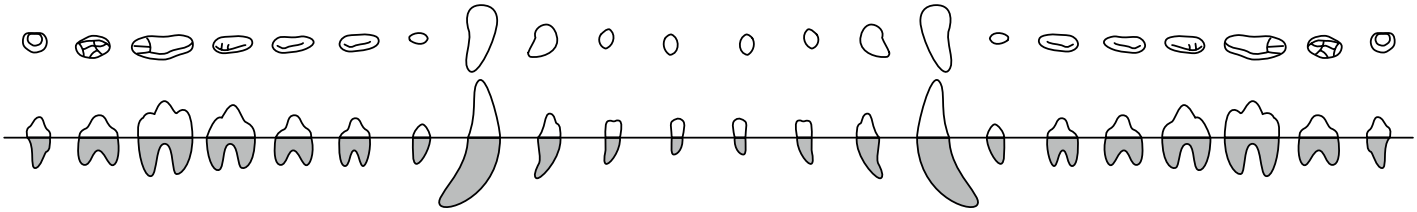

Dental Charting Notation Symbols

Calculus

Slight C1 | Moderate C2 | Heavy C3

Gingivitis

Swelling, redness G1 | Bleed on probing G2 | Ulceration G3

Fractured Tooth



#

Mobility

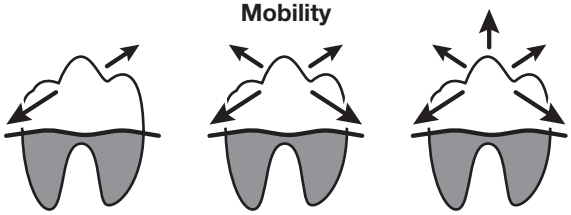

Slight M1 | Moderate M2 | Severe M3

Furcation Exposure



Just detectable ^ | Deep but not through △ | Probe passes through ▲

Tooth Absent

Encircle

Planned Extraction

Line through

Tooth Extracted

Cross through

Masses

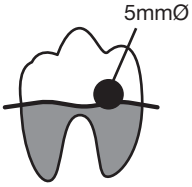

Draw Position (Record size in millimetres)

Probing Depth

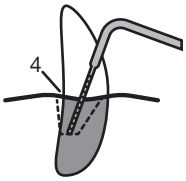

Position of pocket (Record depth in millimetres)

Resorptive Lesion

RL (Draw Position)

Gingival Recession

GR (Measured in millimetres)